

Pop-Up Systems



3 Quads High Tower
Code WH231 (Quick)


Evolution Tower

An exciting pop-up tower that is simplicity itself to assemble and provides maximum impact to any display


- Available as Quick System
- Panel sizes are the same as the D-end front curve of the Quick
- Choice of heights
- Compact for easy storage
- Overall diameter 640mm approx
- Can be illuminated - internal lighting (full 360°) use 9 x Powerspot 1200
- Recommend use of US601B Linking rod



Quick Fitting




Powerspot 1200 lighting



Fabric Pop-up

- Fabric kits are available for all Evolution pop-up systems
- Hard wearing fabric panels
- Use plain or add graphics with hook fastener tape
- Available for any brand of pop-up system

Ellipse Case AC334B



Graphic Cases

The essential accessory to transport pop-ups.

Powerspot 1200

- Illuminate with 20w Fluorescent lighting for greater display impact
- Code PS1200

Pop-up Features

All the 'spares' and accessories you need for your pop-up display.



Shelving

For curved and straight systems.



Balloon Panel Kit

Lighting kit for translucent panel, which may be overprinted.

(Panel not included)



Modular Exhibition Stands

It is possible for us to create a range of pop-up configurations for presentations and exhibitions. Our design & projects team will be happy to assist you with your design.



Stabilising Foot

Recommended for straight systems or where internal or external load-bearing shelving is used.



Case to Counter Conversion Kit

Ellipse and Deluxe pop-up cases may be converted into counters, with a table top insert and a choice of beech or fabric wraps. Alternatively you may wish to use your own graphic.